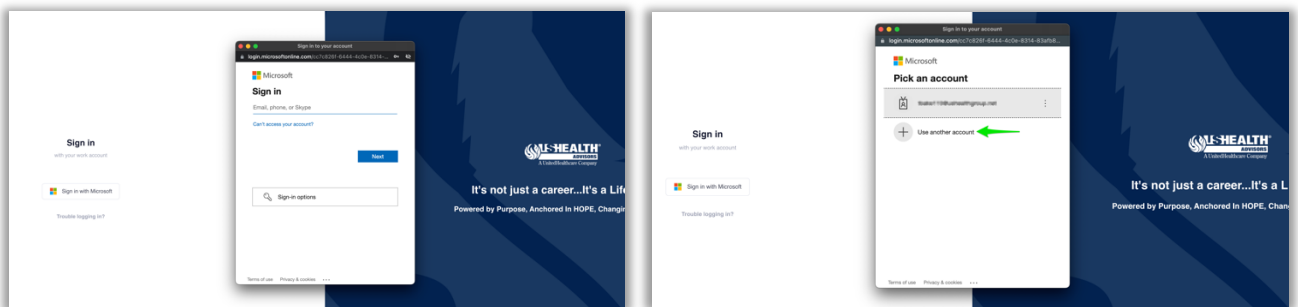


Agent Portal Access - Chrome Browser


To log in, got to: <https://agentportal.ushadvisors.com/auth/login>




Click "Sign in with Microsoft". You may have saved logins stored in your browser. If so, select your ushadvisors.com email. If not, you'll see an empty Sign in box. Use your ushadvisors.com email and click next.



After entering your ushadvisors.com email, you'll be prompted to enter your password.




You'll then see the DUO dual authentication screen. If you don't have DUO, follow the on-screen prompts to set it up. If you do have DUO, use your preferred authentication method.



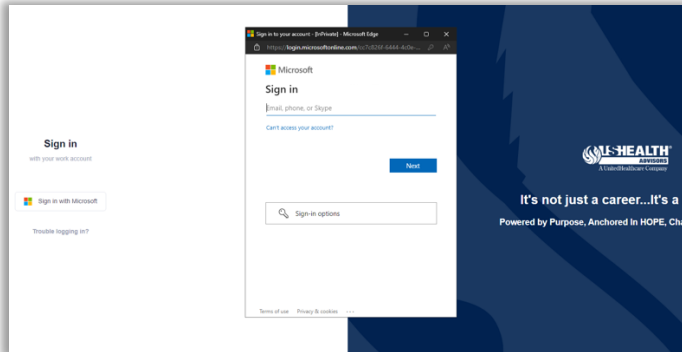
Congratulations, you will now be redirected to Agent Portal Home.

Agent Portal Access – MS Edge Browser

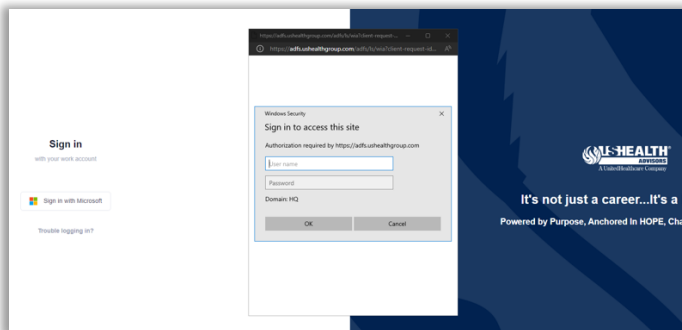
To log in, got to: <https://agentportal.ushadvisors.com/auth/login>




Click “Sign in with Microsoft”



Enter ushadvisors.com email address.



Enter Username (firstname.lastname - first part of your ushadvisors.com email) and your associated password. You'll then see the DUO dual authentication screen. If you don't have DUO, follow the on-screen prompts to set it up. If you do have DUO, use your preferred authentication method.



Congratulations, you will now be redirected to Agent Portal Home.